



# PRIVATE EQUITY INSIGHTS DASHBOARD

Mid-Market U.S. Private Equity Data for March 2025

**\$664.6B** ▲ 1.3% MoM

US-based PE's Dry Powder as of 31-March

**In March**

**193** ▼ 14.6% MoM

Total closed mid-market deals

**\$4.0B\*** ▲ 42.8% MoM

Total closed mid-market deal volume

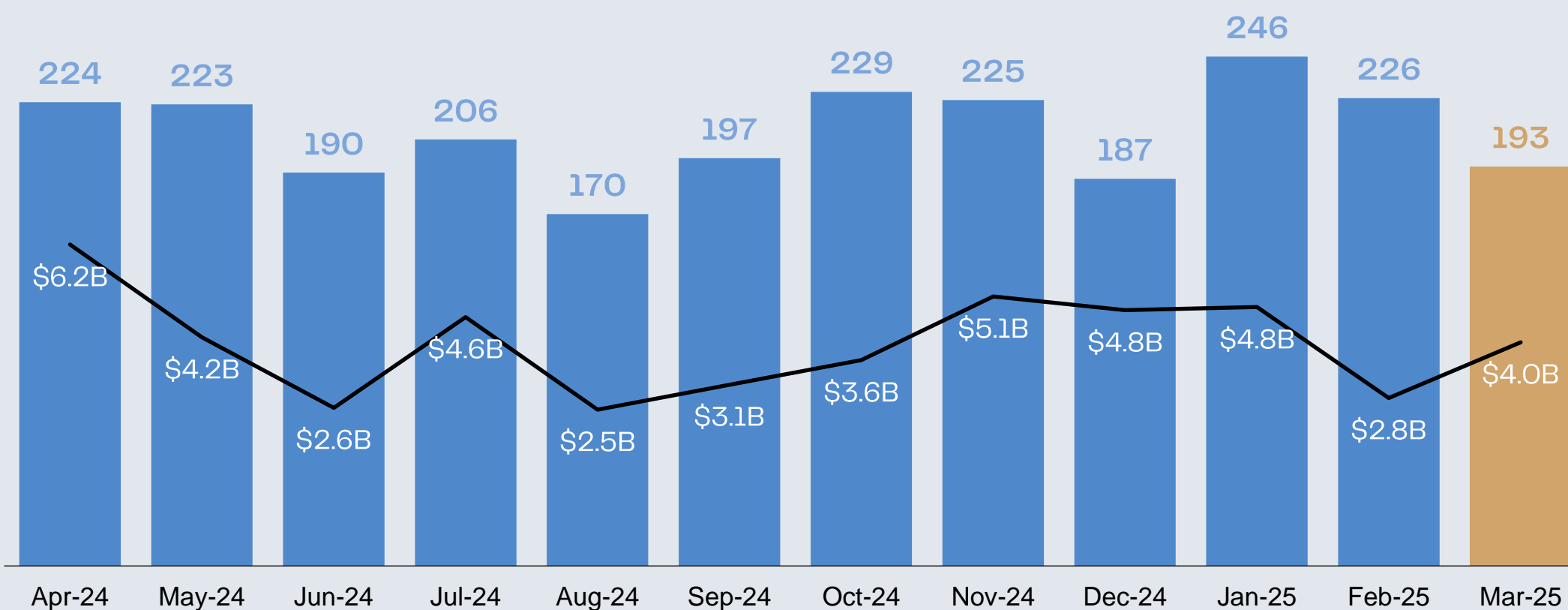
**~1.8 months** ▲ 5.8% MoM

Average time to close deals

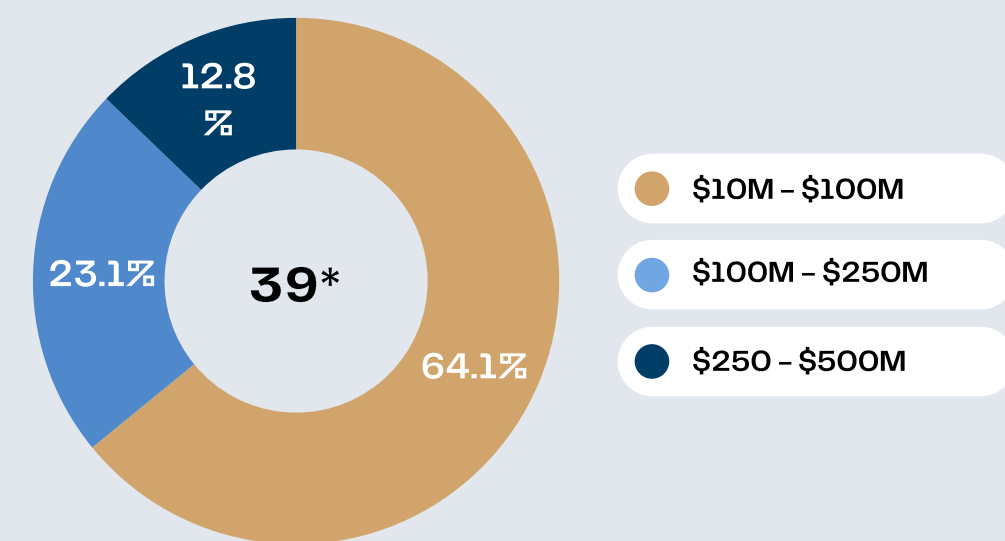
**47**

Total PE funds closed

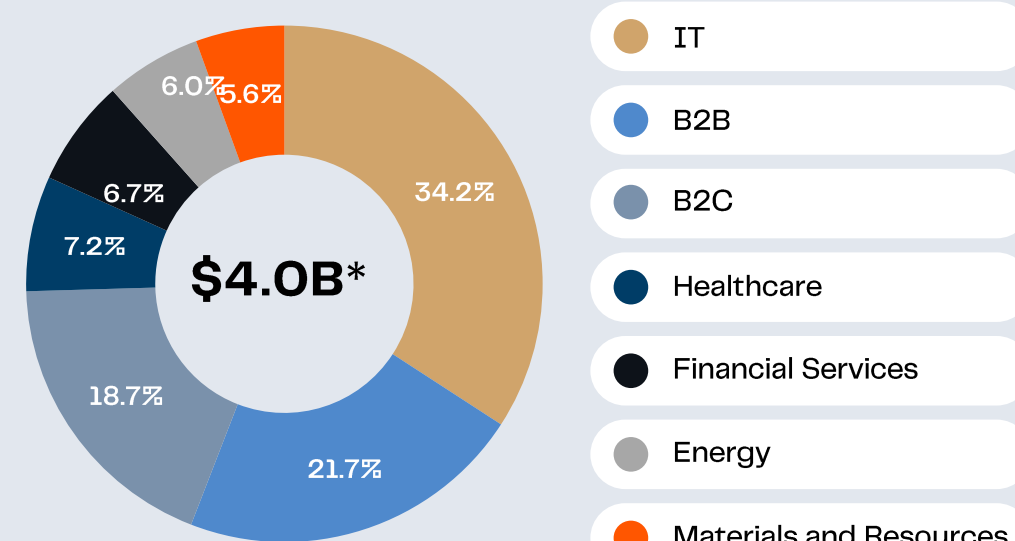
## PE MID-MARKET DEAL TRACKER



## DEAL COUNTS BY SIZES - MARCH



## CAPITAL INVESTED BY INDUSTRY - MARCH



## Notable deals in March

**RELIAQUEST**

Growth/\$500.0M

**CoreWeave**

PIPE/\$350.0M

**spirit**

PIPE/\$350.0M

**MILACRON**

Buyout/\$287.0M

## TOP 10 PE FUNDS (BY SIZE) CLOSED IN MARCH

FUND NAME	FUND SIZE	CLOSE DATE
Oakley Capital Fund VI	\$4.82B	24-Mar-2025
CVC Capital Partners Strategic Opportunities III	\$4.80B	04-Mar-2025
Olympus Growth Fund VIII	\$3.50B	26-Mar-2025
ICG Europe Mid-Market Fund II	\$3.19B	20-Mar-2025
Eurazeo Capital V	\$3.13B	06-Mar-2025
Turn/River Capital VI	\$2.50B	20-Mar-2025
ChrysCapital India Fund	\$2.10B	12-Mar-2025
Pamlico Capital VI	\$1.75B	10-Mar-2025
Adelis Equity Partners Fund IV	\$1.66B	02-Mar-2025
Falfurrias Capital Partners VI	\$1.35B	25-Mar-2025

## RECENT FIRST-TIME PE FUND MANAGERS WITH TARGET FUND SIZES

FUND NAME	FUND SIZE	OPEN DATE
New Catalyst Strategic Partners Fund I	\$750.0M	17-Jan-2025
AIIP Fund	\$75.0M	10-Jan-2025
Northampton Capital Partners Fund	-	01-Nov-2024
Invidia Curie Fund I	\$850.0M	30-Oct-2024
SAFFA Fund I	\$400.0M	20-Dec-2023



The total disclosed deal volume increased by ~43% month-over-month in March, with deals ranging from \$10 million to \$100 million contributing almost 64%



In March, the IT industry remained the top recipient of capital, receiving ~34%, down from around 40% in the previous month

\*Denotes data for deals with disclosed values

Source: PitchBook Data, Inc. and other publicly available data. Data has not been reviewed by PitchBook analysts.